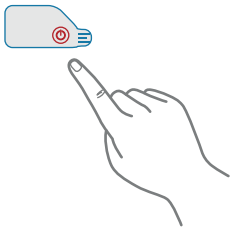


# OPERATION INSTRUCTIONS

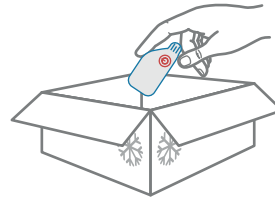
 Start Button

 Green LED

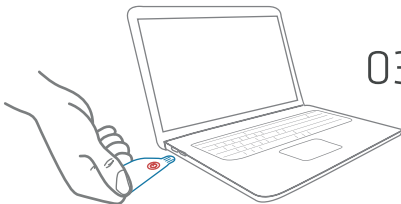
 Red LED



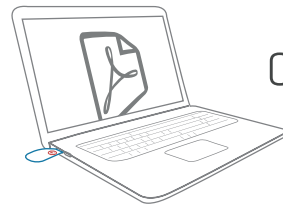
**01** Keep button pressed for minimum 5 seconds to start recording



**02** Add started **tempmate®-S1 PRO** to your shipment



**03** Connect stopped logger directly to USB port



**04** The PDF report will be generated automatically

 LED Indication



5 sec.

Start Logger  
Stop Logger

**Rec.**



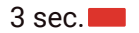
**Stop**



1 time

Not started  
Low battery



3 sec. 

Recording-OK  
Recording-Alarm



Stopped-OK  
Stopped-Alarm



Delay Start



2 times

Set Mark  
Mark limit full

**Mark**



**Mark**

